







Pattern Name: Victorian Child
Company: Artecy Cross Stitch
Copyright: Copyright 2005, Artecy Cross Stitch. All rights Reserved.
Fabric: Aida 14, White
54w X 145h Stitches
Size(s): 14 Count, 3-3/4w X 10-1/4h in
16 Count, 3-3/8w X 9h in
18 Count, 3w X 8h in

Floss Used for Full Stitches:

Symbol	Strands	Type	Number	Color
	2	DMC	310	Black
	2	DMC	318	Steel Gray-LT
	2	DMC	413	Pewter Gray-DK
	2	DMC	414	Steel Gray-DK
	2	DMC	415	Pearl Gray
	2	DMC	3865	Winter White

* To work out the size of the finished article, take the number of stitches wide and high and divide it by the count of your fabric (e.14,16,18 count aida etc) to get the size in inches. Times it by 2.5 to get centimetres. We have the sizes in inches shown above.

* You should begin at the centre of the pattern. To find the centre of the pattern it is just a matter of locating the arrows at the top and left hand side of the patterns, they are determined by dividing the stitch numbers wide and high in half. Where the two points meet that is the centre.

* To put the pattern together look in the top and bottom corners. The page numbers in brackets () show which page number it joins up to. Page 1 always starts at the top left hand side of the pattern.

* Pattern is for personal use only and is not to be sold, copied or redistributed in any form. Copyright of Artecy Cross Stitch.

* 54 stitches wide by 145 stitches high, 6 colours used

*Original Photo used to create this pattern is courtesy of American Picture Gallery

Usage Summary

Strands Per Skein: 6

Skein Length: 313.0 in

Type	Number	Full	Half	Quarter	Petite	Back(in)	Str(in)	Spec(in)	French	Bead	Skein Est.
■ DMC	310	2106	0	0	0	0.0	0.0	0.0	0	0	1.000
■ DMC	318	245	0	0	0	0.0	0.0	0.0	0	0	1.000
■ DMC	413	414	0	0	0	0.0	0.0	0.0	0	0	1.000
■ DMC	414	303	0	0	0	0.0	0.0	0.0	0	0	1.000
■ DMC	415	419	0	0	0	0.0	0.0	0.0	0	0	1.000
□ DMC	3865	1258	0	0	0	0.0	0.0	0.0	0	0	1.000

* Look for Skein Estimate (Est.) above to see how many skeins you need of each colour to complete the pattern.

